



OREGON  
DEPARTMENT OF  
EDUCATION

Oregon achieves... together!


# OREGON AT-A-GLANCE SCHOOL PROFILE

## Newby Elementary School

PRINCIPAL: Victoria Brown | GRADES: K-5 | 1125 NW 2nd St, McMinnville 97128 | 503-565-4900


2023-24

### Students We Serve




### DEMOGRAPHICS


#### American Indian/Alaska Native



#### Asian




#### Black/African American




#### Hispanic/Latino



#### Multiracial



#### Native Hawaiian/Pacific Islander



#### White



**29%**

Ever English  
Learners



**5**

Languages  
Spoken

**15%**

Students  
with  
Disabilities

**90%**

Required  
Childhood  
Vaccinations

**42%**

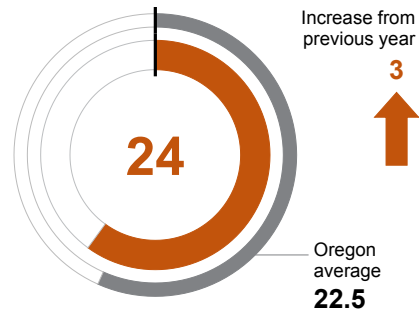
Students  
Experiencing  
Poverty

\*<10 students or data unavailable

### School Environment

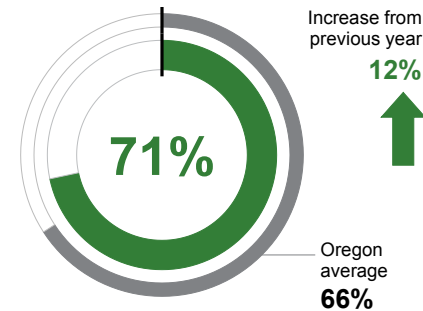
#### CLASS SIZE

Median class size.



#### REGULAR ATTENDERS

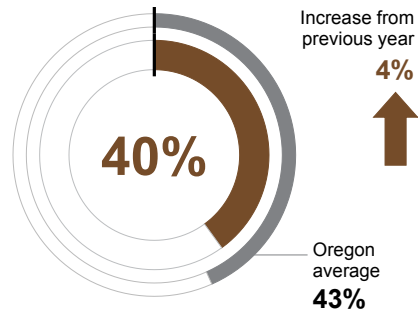
Students who attended more than 90% of their enrolled school days.



### Academic Success

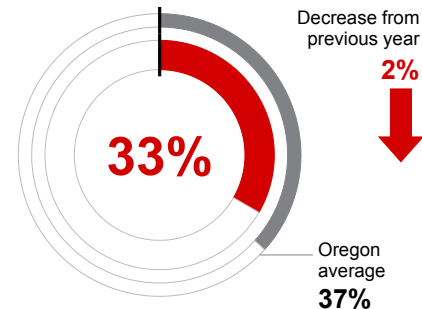
#### ENGLISH LANGUAGE ARTS

Students meeting state grade-level expectations.



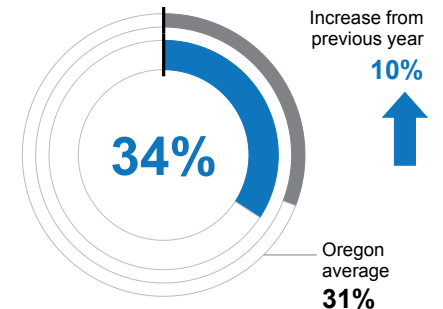
#### MATHEMATICS

Students meeting state grade-level expectations.



#### SCIENCE

Students meeting state grade-level expectations.



### School Goals

Newby Elementary School strives to achieve academic excellence through high standards of teaching and learning utilizing research-based best practices. Our staff is dedicated to supporting each student to develop the critical thinking skills and social/emotional skills that will enable them to pursue their individual aspirations in school, college, career and life.

### State Goals

The Oregon Department of Education is collaborating with school districts and communities across the state to achieve a 90% on-time graduation rate by 2027. Grounded in the pillars of Academic Excellence, Belonging and Wellness, and Reimagined Accountability, ODE prioritizes evidence-based practices to boost early literacy, attendance, and student engagement. We are committed to closing opportunity and achievement gaps for marginalized students and securing long-term success for all of Oregon's learners by investing in culturally responsive practices, fostering inclusive environments and always driving for continuous improvement.

### Safe & Welcoming Environment

Newby provides a safe and equitable learning environment for each student. We are committed to fostering a school culture and climate that is inclusive and is culturally and linguistically responsive to the needs of every student. We believe that learning happens most and best within the context of strong relationships. Our staff are committed to relationship-building between students and between students and staff.



**OREGON**  
DEPARTMENT OF  
EDUCATION

*Oregon achieves... together!*

# OREGON AT-A-GLANCE SCHOOL PROFILE CONTINUED

## Newby Elementary School

2023-24

### Outcomes

#### Our Staff (rounded FTE)



**29**

Teachers



**18**

Educational  
assistants



**1**

Counselors/  
Psychologists/  
Social Workers



**93%**

Average teacher  
retention rate over  
the past three years



**90%**

% of licensed teachers  
with more than 3 years  
of experience



**No**

Same principal in  
the last 3 years

#### REGULAR ATTENDERS

|                                  |                                  |
|----------------------------------|----------------------------------|
| American Indian/Alaska Native    | <10 students or data unavailable |
| Asian                            | <10 students or data unavailable |
| Black/African American           | <10 students or data unavailable |
| Hispanic/Latino                  | 72%                              |
| Multiracial                      | 57%                              |
| Native Hawaiian/Pacific Islander | <10 students or data unavailable |
| White                            | 71%                              |
| Students Experiencing Poverty    | 61%                              |
| Ever English Learner             | 74%                              |
| Students with Disabilities       | 70%                              |
| Migrant                          | 58%                              |
| Homeless                         | 64%                              |
| Students in Foster Care          | <10 students or data unavailable |
| Military Connected               | <10 students or data unavailable |
| Talented and Gifted              | 75%                              |
| Female                           | 70%                              |
| Male                             | 73%                              |
| Non-Binary                       | <10 students or data unavailable |

#### ENGLISH LANGUAGE ARTS

|                                  |
|----------------------------------|
| <10 students or data unavailable |
| <10 students or data unavailable |
| <10 students or data unavailable |
| 20%                              |
| <10 students or data unavailable |
| <10 students or data unavailable |
| 54%                              |
| 26%                              |
| 12%                              |
| 17%                              |
| <10 students or data unavailable |
| <10 students or data unavailable |
| <10 students or data unavailable |
| <10 students or data unavailable |
| <10 students or data unavailable |
| >95%                             |
| 38%                              |
| 43%                              |
| <10 students or data unavailable |

#### MATHEMATICS

|                                  |
|----------------------------------|
| <10 students or data unavailable |
| <10 students or data unavailable |
| <10 students or data unavailable |
| 17%                              |
| <10 students or data unavailable |
| <10 students or data unavailable |
| 46%                              |
| 19%                              |
| 15%                              |
| 25%                              |
| <10 students or data unavailable |
| 10%                              |
| <10 students or data unavailable |
| <10 students or data unavailable |
| 93%                              |
| 23%                              |
| 45%                              |
| <10 students or data unavailable |

### About Our School

#### BULLYING, HARASSMENT, AND SAFETY POLICIES

Newby Elementary School has zero tolerance for bullying and harassment. Our school offers a nurturing and inclusive environment in which all students belong and each student is welcomed. Through a variety of daily activities and conversations, Newby continuously seeks to establish and sustain an equitable school culture and climate in which each student can thrive. The practice of safety is an integral part of the instructional programming that we provide.

#### EXTRACURRICULAR ACTIVITIES

Newby Elementary School offers extensive extracurricular opportunities in our afterschool program, focused on Science, Technology, Engineering, Art, and Math (STEAM). Our school offers afterschool targeted tutoring in English/Language Arts and Math.

#### PARENT ENGAGEMENT

We recognize that parent engagement is critical to student success as we value diverse voices and perspectives that represent the students we serve. We partner with families in multiple ways ranging from family nights, goal setting conferences, ParentSquare communication and weekly updates from the superintendent. We believe in the value of partnering with parents and guardians, as together we can create the support that is needed to ensure that every student attends school all day, every day.

#### COMMUNITY ENGAGEMENT

We take pride in strong community partnerships. Newby is committed to collaborate with the community to create a collective impact that has lasting positive outcomes for students. To achieve this goal, Newby partners with a variety of community-based organizations, including:

- Yamhill County Community Care Organization
- Yamhill County Health Department
- McMinnville Education Foundation
- Linfield University
- Chemeketa Community College
- Evergreen Aviation and Space Museum